

D I R E C T I O N S



CONFERENCE CENTER AT THE MARITIME INSTITUTE

We're Close to Everywhere

Just minutes from Baltimore-Washington International (BWI) Thurgood Marshall Airport and the BWI Amtrak Train Station, CCMIT offers complimentary shuttle service to and from both locations.

CCMIT is also accessible throughout the Mid-Atlantic region via I-95, MD-295, and I-695. Once onsite there is free parking for over 600 vehicles.

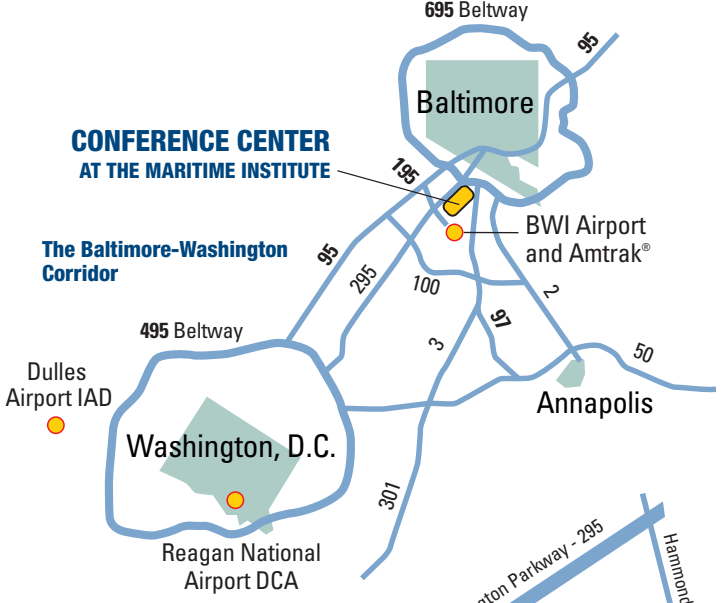
Mass Transit Links

CCMIT also has direct rail links to Amtrak and the Maryland MARC trains via the BWI Amtrak Station. Amtrak offers continuous connections along the entire northeast corridor from Washington, DC to Boston directly to the BWI Amtrak Station. MARC's "Penn Line" provides access to & from Union Station, Washington, D.C., Monday thru Friday. International travelers landing at the Newark International Airport (EWR) have the option of using the Amtrak rail line to access the BWI rail station.

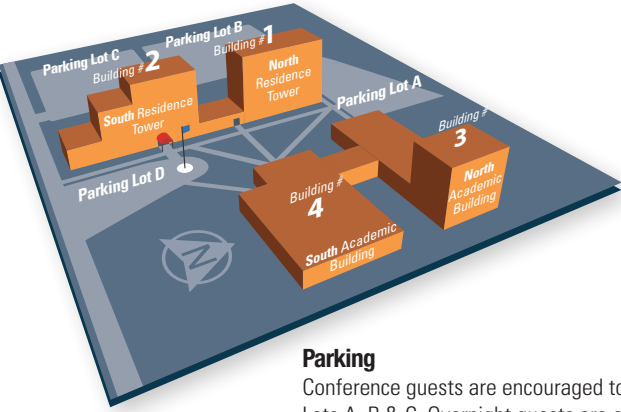
24/7 Shuttle Service

CCMIT operates a complimentary shuttle service to & from the Baltimore Washington International Thurgood Marshall Airport (BWI), The BWI Amtrak Train Station, and the Baltimore Light Rail Station. To access the shuttle, please call 410-859-5700, press zero, and request a shuttle pick up.

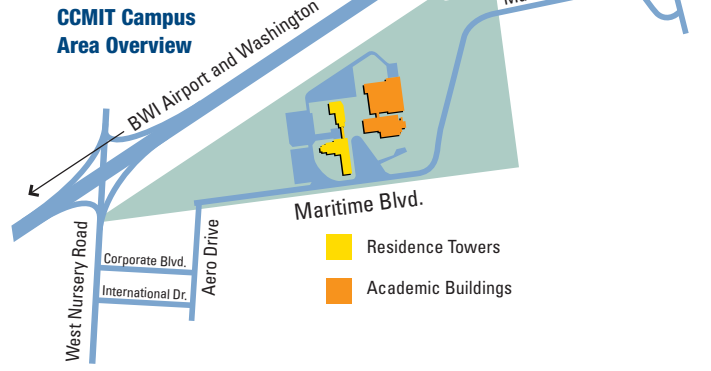
(Please review the next page for written directions.)



CCMIT Campus Map



Parking
Conference guests are encouraged to park in Lots A, B & C. Overnight guests are encouraged to park in Lot D.



Driving Directions

Northbound

1. From BWI Airport:

From airport ramp, take 195 to the Baltimore/Washington Parkway (MD-295 North). Continue to the West Nursery Road exit. At the end of exit, bear right onto West Nursery Road. Go to first traffic light and turn left onto International Drive. Go to the first street and turn left onto Aero Drive. Proceed two blocks and enter through gate onto the property.

2. From BWI Amtrak® Station:

At light, turn left onto Route 170 (Camp Meade Rd). Continue on Rt 170 to I-195. Follow 195 to the Baltimore/Washington Parkway (MD-295 North). Follow MD-295 North to the West Nursery Road exit. At the end of exit, bear right onto West Nursery Road. Go to first light and turn left onto International Drive. Go to the first street and turn left onto Aero Drive. Proceed two blocks and enter through gate onto the property.

3. From South via the Baltimore/Washington Parkway (MD-295):

Go North to the West Nursery Road exit (just after the BWI exit). Bear right at the end of ramp onto West Nursery Road. Go to first accessible light and turn left onto International Drive. Go to the first street and turn left onto Aero Drive. Proceed two blocks and enter through gate onto the property.

4. From South via I-95:

Go North to 195 East. Take 195 East to the Baltimore/Washington Parkway (MD-295 North). Proceed as in #3 above.

5. From South via Rt. 3/301, I-97, Rt. 2:

(Preferred) – Go North to MD-100. Go West to Baltimore/Washington Parkway (MD-295 North), then proceed as in #3 above.

(Alternative) – Go North to the Baltimore Beltway (695). Take 695 West towards Baltimore/Towson (not the Key Bridge). Take exit 7, Baltimore/Washington Parkway (MD-295 South). Proceed using Southbound directions.

Southbound

1. From the Baltimore-Washington Parkway (MD-295 South):

Go South on the Baltimore/Washington Parkway (MD-295 South) to the West Nursery Road exit (first exit south of 695 Baltimore Beltway). At the end of the ramp, turn left at the light onto West Nursery Road. At third light (International Blvd.), turn left. Go to the first street and turn left onto Aero Drive. Proceed two blocks and enter through gate onto the property.

2. From North via I-95 using the Ft. McHenry Tunnel:

Head South through the Ft. McHenry Tunnel. Take the third exit after the tunnel, Baltimore/Washington Parkway (MD-295 South). Proceed as in # 1 above.

3. From North via the Baltimore Beltway (695):

From 695 (South), 83, 70, or 95, take the Baltimore Beltway (695 South) towards Glen Burnie. Take exit 7, the Baltimore/Washington Parkway (MD-295 South). Proceed as in # 1 above.

4. From Downtown Baltimore via I-395:

Take 395 South to 95 South. Exit left onto the Baltimore Beltway (695 East). Take exit 7, the Baltimore/Washington Parkway (MD-295 South). Proceed as in # 1 above.

Parking Information:

Once on Institute grounds, follow the blue lines to visitor parking lots A, B, C, or D. After parking, please visit the front desk, which is located in the South Residence Tower (Building # 2), for directions to your specific meeting room.

Additional Information

For additional information on directions, please contact the front desk at (410) 859-5700, extension 0. Additional information is also available via the CCMIT website at www.ccmitt.org.

Additional Information